


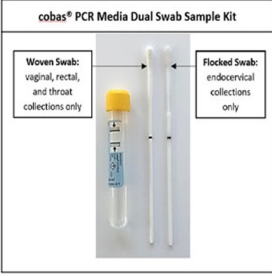

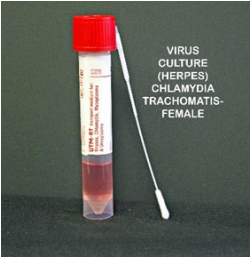

Chlamydia and Gonorrhoeae Testing



Vaginal (up to and including the lower vaginal walls), rectal and throat collections to be done with: WOVEN SWAB (swab stick is the same thickness for entire length)


Endocervical (swab that reaches to the cervix) collections to be done with: FLOCKED SWAB (swab stick gets more narrow towards the tip)

***** ONLY ONE SWAB TO BE USED*******
(there should only be one swab in the transport medium)



Test	How to Order in Meditech	Transfer medium
Vaginal or Endocervical sample testing for Chlamydia or Gonorrhoeae	<p>Chlamydia = MIC then CHLTEC</p> <p>Gonorrhoeae = MIC then GCTEC</p> <p>Must complete public health form to accompany swab</p> <p><i>*When ordering Chlamydia and Gonorrhoeae together both tests should appear on the same label, ensure both tests are on label prior to sending to lab.</i></p>	 <p>The image shows a 'cobas PCR Media Dual Swab Sample Kit'. It includes a yellow cap and a white tube labeled 'Woven Swab: vaginal, rectal, and throat collections only'. It also includes a white tube labeled 'Flocked Swab: endocervical collections only'.</p>
URINE for Chlamydia and Gonorrhoeae	<p>Gonorrhoeae URINE = MIC then GCUR</p> <p>Chlamydia URINE = MIC then CHLAMUR</p> <p>Must complete public health form to accompany swab</p> <p><i>*Gonorrhoeae and Chlamydia urines can be collected in the same container</i></p>	 <p>The image shows a 'GENERIC STERILE CONTAINER (353) (ORANGE LID)'. It is a clear plastic container with an orange lid and a white label.</p>
<p>Chlamydia Culture:</p> <p><i>Only to be done with medico-legal specimens (child abuse, sexual assault, legal cases) or 3-4 weeks post treatment for chlamydia when symptoms persist, if the individual is prepubertal or pregnant</i></p>	<p>Chlamydia Culture = MIC then CHLC and <i>indicate the source</i></p> <p>Must complete public health form to accompany swab</p> <p><i>*Same swab used for both males and females</i></p>	 <p>The image shows a 'VIRUS CULTURE (HERPES) CHLAMYDIA TRACHOMATIS-FEMALE'. It is a clear plastic tube with a red cap and a white label, next to a white swab.</p>
<p>Herpes</p>	<p>Herpes Simplex, Genital = MIC then VICULT</p> <p>Must complete public health form to accompany swab</p> <p><i>*Same swab used for both males and females</i></p> <p><i>*Swab open sore for sample collection.</i></p>	 <p>The image shows a 'VIRUS CULTURE (HERPES) CHLAMYDIA TRACHOMATIS-FEMALE'. It is a clear plastic tube with a red cap and a white label, next to a white swab.</p>

Test	How to Order in Meditech	Transfer Medium
Vaginal Culture	Vaginal Culture = MIC then VAGS <i>*Also known as vaginal smear</i> <i>*Used to diagnose vaginitis, bacterial vaginosis, and candida</i>	
Urethral Culture	MALE: to test urethral culture, chlamydia or gonorrhoeae. MALE Urethral Culture = MIC then UCM <i>*Can only be ordered for males between the ages of 12 and 65, for males not included in these ages order MIC then MISC</i> FEMALE: to test urethral culture, gonorrhoea or chlamydia FEMALE Urethral Culture = MIC then UCF	


LTIG - Laboratory Test Information Guide
 Extraordinary Caring. Every Person. Every Time.

[STAT Test List](#)
[Order of Draw](#)
[Critical Values](#)

A B C D E F G H I J K L M N O P Q R S T U V W X Y Z

Test Name	Mnemonic
Glucagon	[GLUCAGON]
Human Chorionic Gonadotropin (Beta-HCG), Plasma	[BHCG]
Neisseria Gonorrhoeae, (endocervical, vaginal, rectal, pharyngeal)	[GCTEC]
Neisseria Gonorrhoeae, Other	[GC] Indicate source.

Remember to please
 always refer to lab test
 guide for the most up
 to date information